

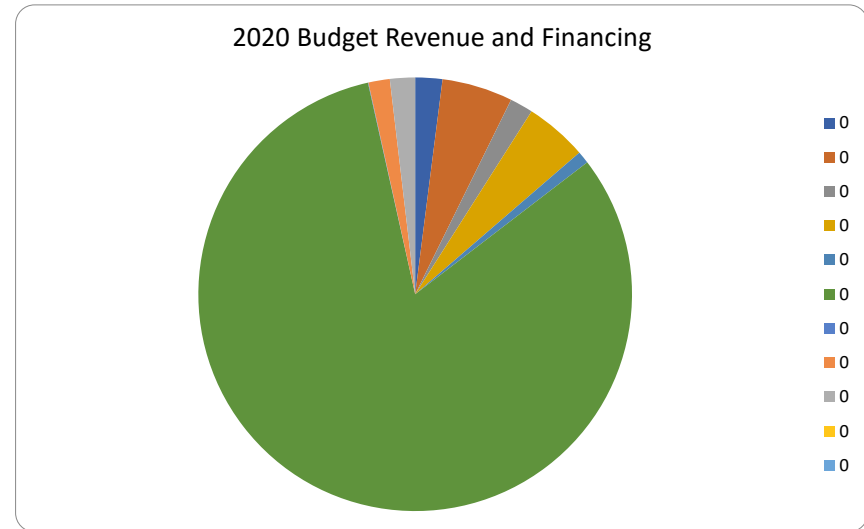
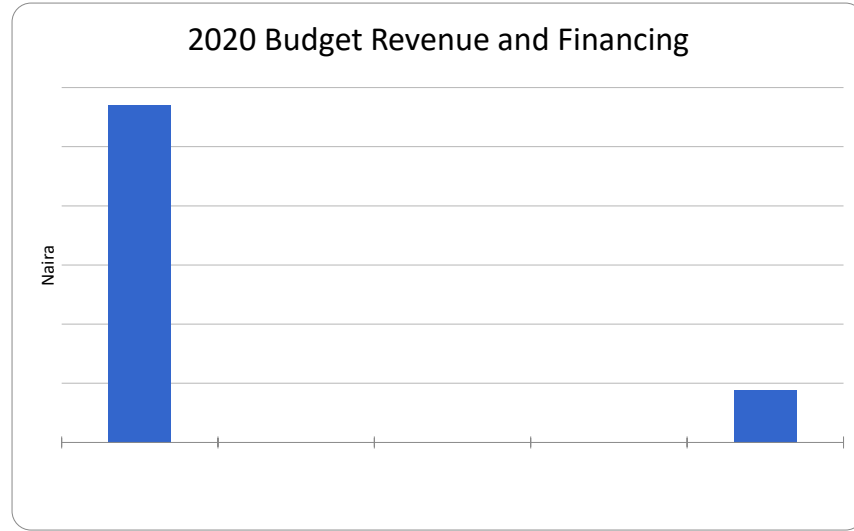
Bauchi State Citizen Budget 2020
Budget Title: Budget of Renewal of HopeState

How will the Government source the grants

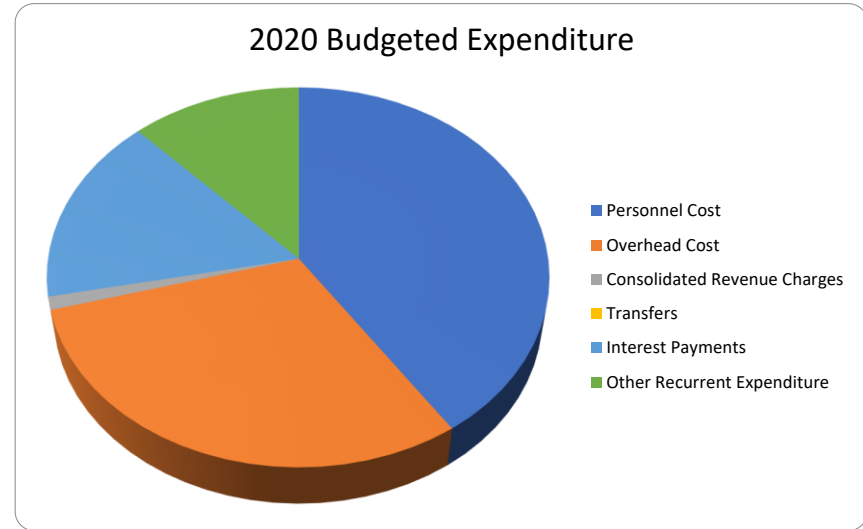
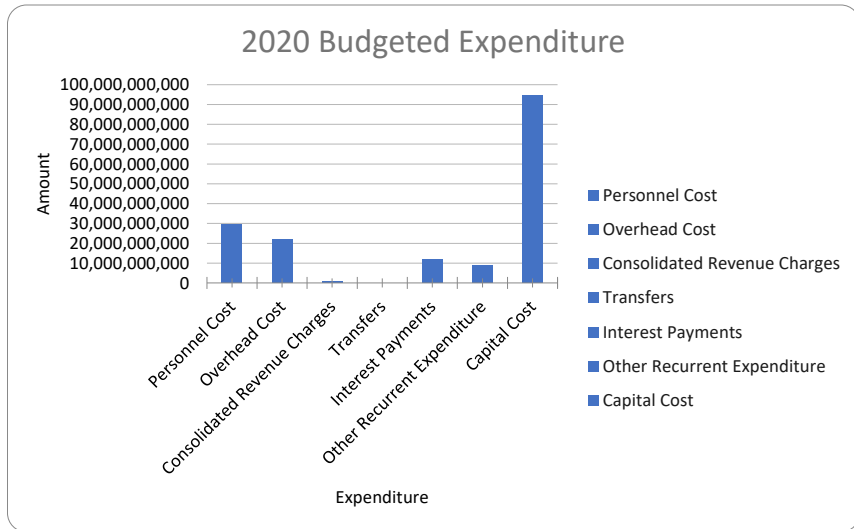
| Domestic Grants | | |
|---|----------------------|----------------------|
| 2020 Budget Target | | |
| Project/Donor | Amount Naira | Amount Naira Billion |
| UNICEF FUNDS (EDUCATION) | 280,000,000 | 0.28 |
| UBEC FUND | 1,000,000,000 | 1.00 |
| TETFUND | 5,724,872,051 | 5.72 |
| Sustainable Development Goals (SDG FUND) | 500,000,000 | 0.50 |
| Bauchi State Investment Fund | 1,000,000,000 | 1.00 |
| Livestock Productivity and Resilience support Project (L-Press | 1,000,000,000 | 1.00 |
| National Livestock Transformation Plan | 400,000,000 | 0.40 |
| Total Domestic Grants | 9,904,872,051 | 9.90 |
| Foreign Grants | | |
| 2020 Budget Target | | |
| Project/Donor | Amount Naira | Amount Naira Billion |
| (SHAWN) and Others | 1,764,891,950 | 1.76 |
| Saving One Million Lives Programme for Results (SOML-PforR) andOthers | 375,190,500 | 0.38 |
| BMGF/Dangote Foundation - Support to Routine Immunization and Others | 2,198,739,897 | 2.20 |
| Global Health Supply Chain - Procurement Supply Management (GHSC-PSM) USAID Project | 360,000,000 | 0.36 |
| NEI + (USAID) and Others | 1,350,190,500 | 1.35 |
| CAPITAL FOURING RECEIPTS FROM NGO's | 135,000,000 | 0.14 |
| BR-N & IHP-Malaria/GHSC | 130,000,000 | 0.13 |
| SFTAS/Kuwait Foundation | 1,850,000,000 | 1.85 |
| Integrated Project (IBSIP) and Others | 305,000,000 | 0.31 |
| MEDA/OXFARM and Others | 150,000,000 | 0.15 |
| Project) | 250,000,000 | 0.25 |
| Total Foreign Grants | 8,869,012,847 | 8.87 |

Budget Title: Budget of Renewal of HopeState

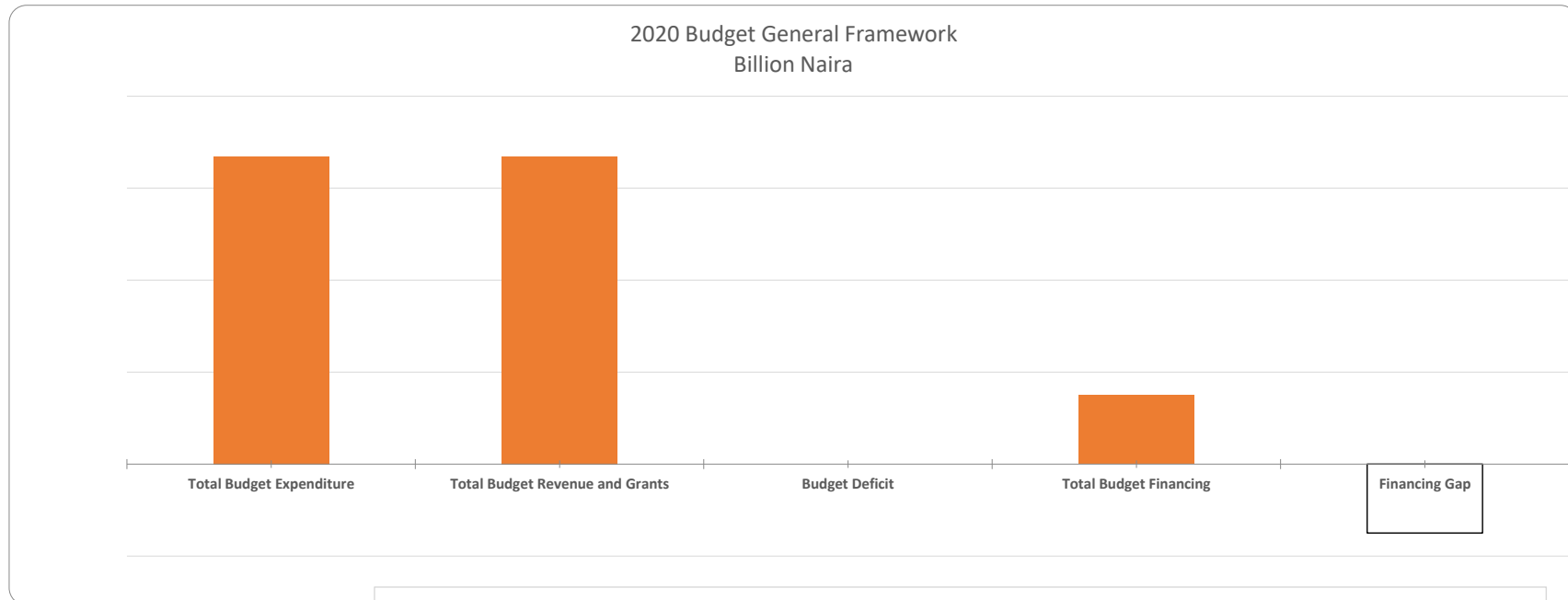
Revenue Breakdown



Expenditure Breakdown

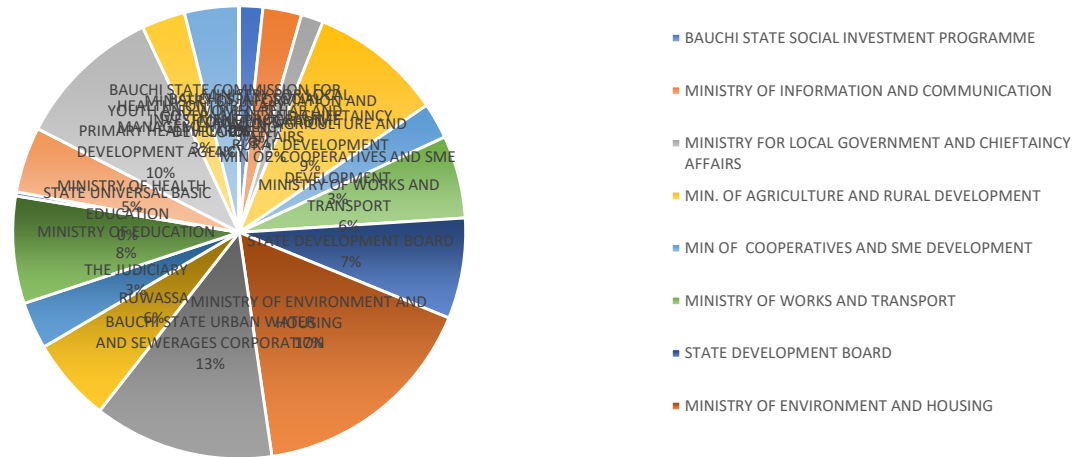


General Framework



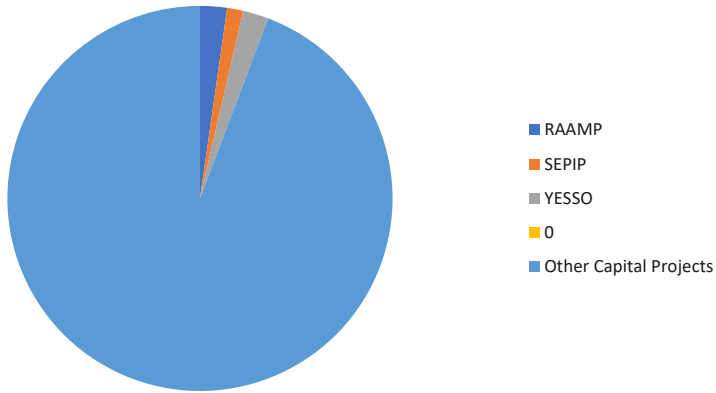
Sectoral Allocation

Ministry/ Sector Share of Budgeted Expenditure

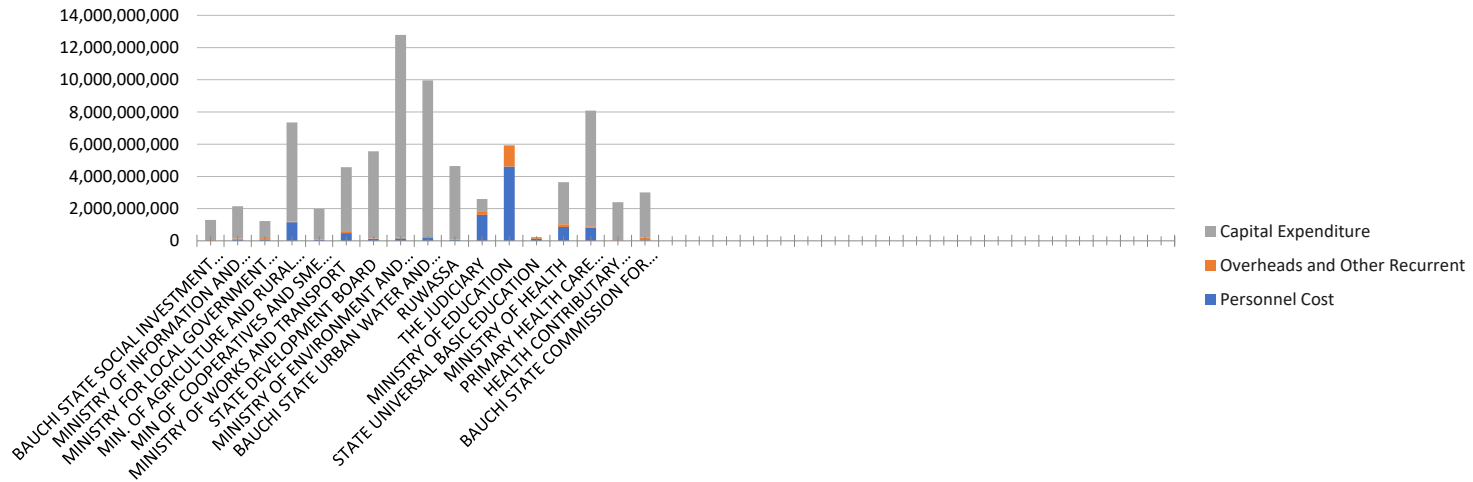


Capital Allocation

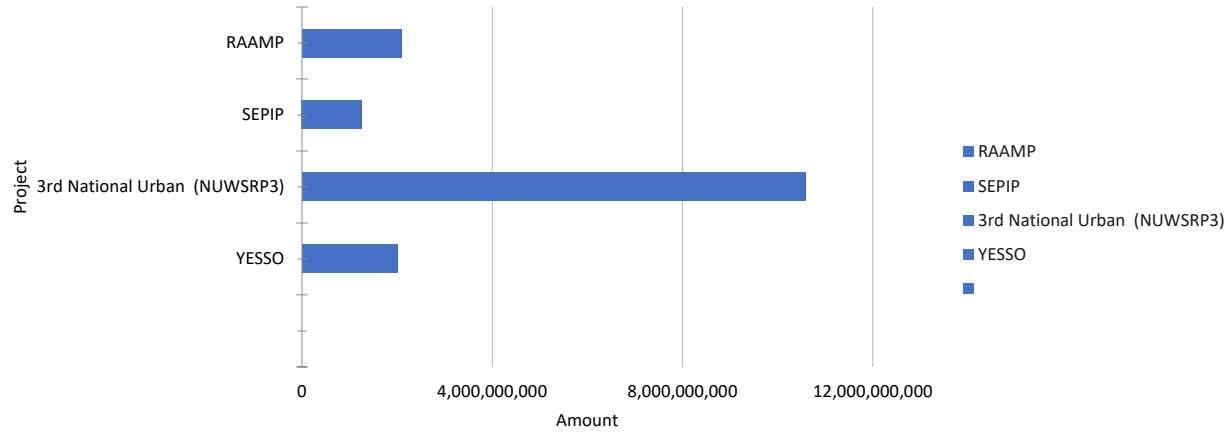
2020 Capital Project Allocation - Top 5 and Other Capital Projects



2020 MDA Budgeted Expenditure Allocation

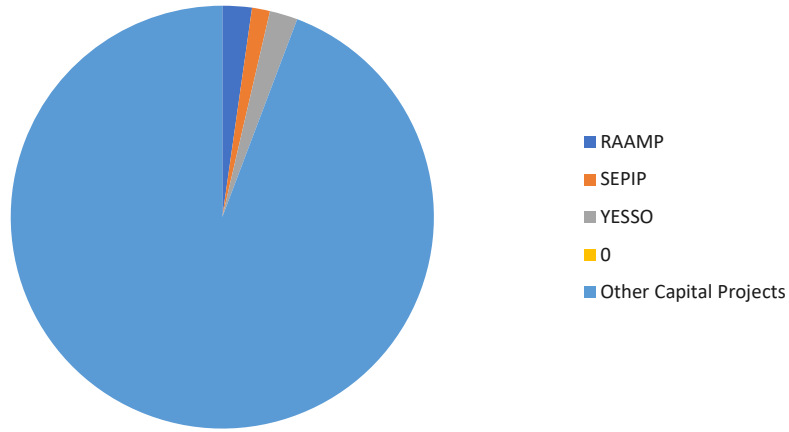


Top 2020 Capital Project Allocations

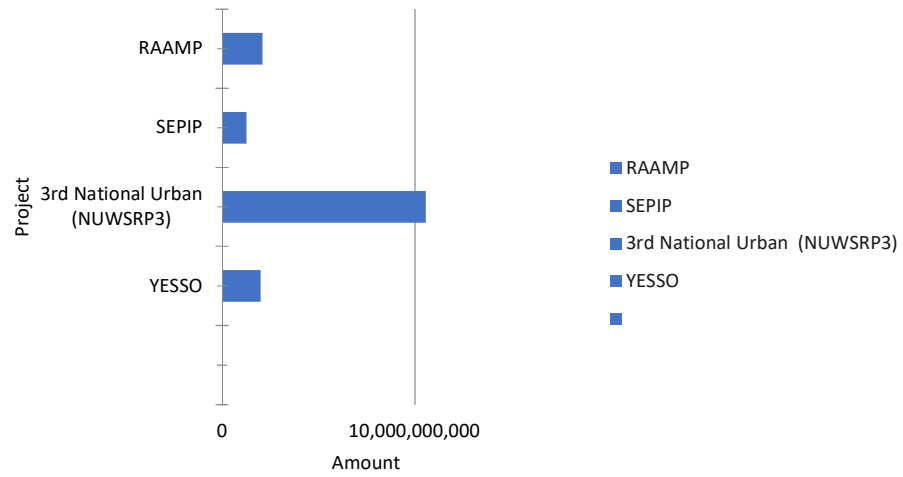


Main Capital Allocations

2020 Capital Project Allocation - Top 5 and Other Capital Projects



Top 2020 Capital Project Allocations

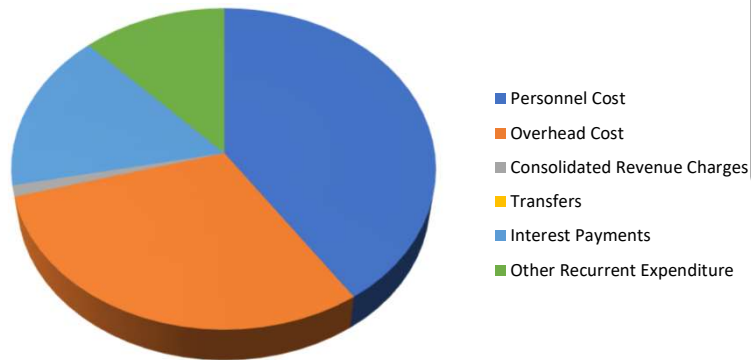


Bauchi State Citizen Budget 2020
Budget Title: Budget of Renewal of HopeState

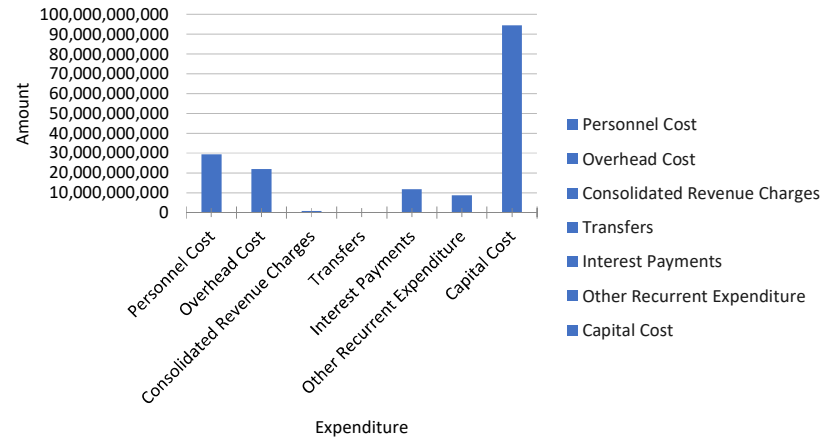
| Expenditure | 2020 Budget Target | 2020 Percentage of Total Budgeted | Previous Year Target | Previous Year Actual |
|------------------------------------|------------------------|-----------------------------------|-----------------------|-----------------------|
| Recurrent Expenditure | | | | |
| Personnel Cost | 29,473,217,445 | 17.6% | 31,718,717,713 | 38,363,326,551.81 |
| Overhead Cost | 21,948,974,085 | 13.1% | 31,878,332,837 | 24,923,080,911.82 |
| Consolidated Revenue Charges | 808,182,038 | 0.5% | 778,691,461 | 3,218,213,395.95 |
| Transfers | | 0.0% | | |
| Interest Payments | 11,714,160,603 | 7.0% | 6,466,904,822 | 11,307,973,160.52 |
| Other Recurrent Expenditure | 8,769,563,043 | 5.2% | 10,401,443,878 | 10,336,443,878.00 |
| Total Recurrent Expenditure | 72,714,097,214 | 43.5% | 81,244,090,710 | 88,149,037,898 |
| Total Capital Expenditure | 94,501,710,286 | 56.5% | | |
| Total Expenditure | 167,215,807,500 | 100.0% | 81,244,090,710 | 88,149,037,898 |

| Expenditure | Amount |
|------------------------------|----------------|
| Personnel Cost | 29,473,217,445 |
| Overhead Cost | 21,948,974,085 |
| Consolidated Revenue Charges | 808,182,038 |
| Transfers | 0 |
| Interest Payments | 11,714,160,603 |
| Other Recurrent Expenditure | 8,769,563,043 |
| Capital Cost | 94,501,710,286 |
| Completeness Check | Complete |

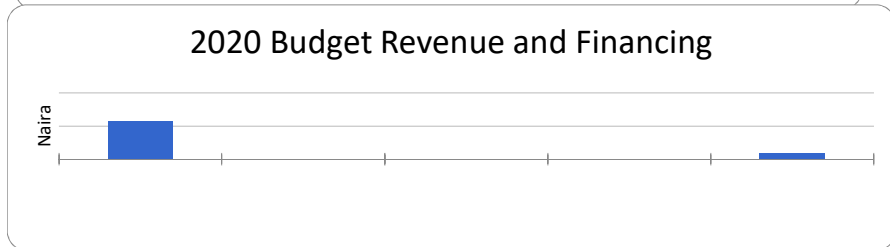
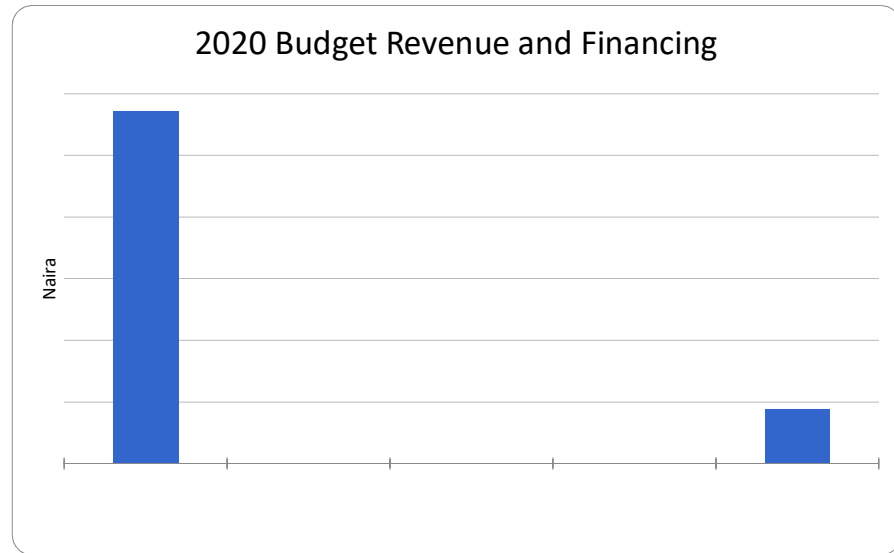
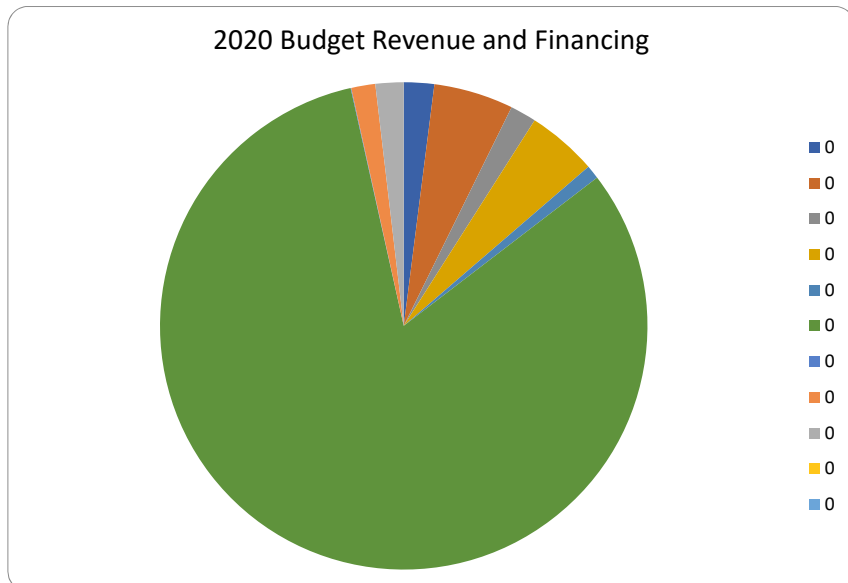
2019 Budgeted Expenditure



2020 Budgeted Expenditure



| Source of Funds Composition | 2020 Budget Target | 2020 Percentage of Total Sources of Funds | 2020 Budget Target | 2020 Percentage of Total Sources of Funds |
|-------------------------------|--------------------|---|--------------------|---|
| Internally Generated Revenue | 21,861,924,840 | 10.7% | 21,861,924,840 | 10.7% |
| Statutory Allocation | 57,092,000,000 | 27.9% | 57,092,000,000 | 27.9% |
| Value Added Tax | 18,722,396,338 | 9.1% | 18,722,396,338 | 9.1% |
| Other Statutory Revenue | 50,365,601,424 | 24.6% | 50,365,601,424 | 24.6% |
| Domestic Grants | 9,904,872,051 | 4.8% | 9,904,872,051 | 4.8% |
| Foreign Grants | 8,869,012,847 | 433.3% | 8,869,012,847 | 433.3% |
| Opening Balance | 400,000,000 | 0.2% | 400,000,000 | 0.2% |
| Domestic Loans | 17,210,000,000 | 8.4% | 17,210,000,000 | 8.4% |
| Foreign Loans | 20,248,567,747 | 9.9% | 20,248,567,747 | 9.9% |
| Sales of Government Assets | | 0.0% | - | 0.0% |
| Other Deficit Financing Items | | 0.0% | - | 0.0% |



| Budget Line Item | 2020 Approved Budget Naira | 2020 Approved Budget Billion Naira | Previous Year Actual | Previous Year Budget Target | Budget Execution |
|---------------------------------|----------------------------|------------------------------------|----------------------|-----------------------------|------------------|
| Total Budget Expenditure | 167,215,807,500.0 | 167.2 | 88,149,037,898.1 | 81,244,090,710.4 | 108.5% |
| Total Budget Revenue and Grants | 167,215,807,499.6 | 167.2 | 64,562,347,836.1 | 162,549,151,848.0 | 39.7% |
| Budget Deficit | 0.4 | 0.0 | 23,586,690,062.0 | -81,305,061,137.6 | -29.0% |
| Total Budget Financing | 37,458,567,747.0 | 37.5 | 18,779,814,171.9 | 38,247,314,678.0 | 49.1% |
| Financing Gap | -37,458,567,746.6 | -37.5 | 4,806,875,890.1 | -119,552,375,815.6 | |

NOTES

All numbers must be rounded to the nearest number

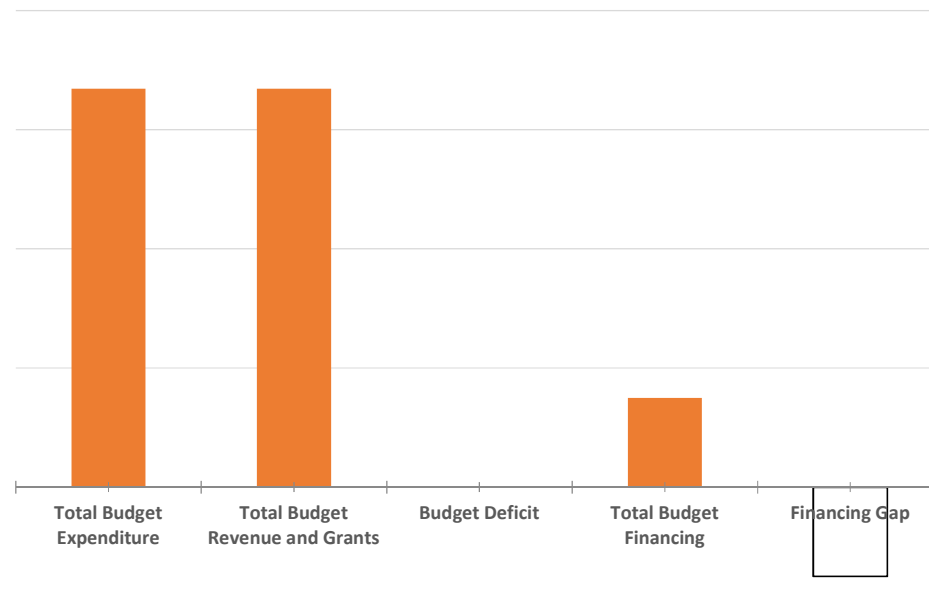
All input cells are coloured pink

All calculation cells are coloured yellow

All linked cells are coloured blue

All title cells are coloured green

2020 Budget General Framework
Billion Naira



Budget Title: Budget of Renewal of HopeState

How will the Government source the loans:

| Domestic Loans | 2020 Budget Target | |
|--|---------------------------|-----------------------------|
| Project/Institution | Amount Naira | Amount Naira Billion |
| Family Homes Funds | 12,000,000,000 | 12.00 |
| Bank of Industry Loan | 500,000,000 | 0.50 |
| Federal Mortgage Bank Loan - Housing Estate | 200,000,000 | 0.20 |
| Loans for Purchase of Buses by Yankari Express | 260,000,000 | 0.26 |
| Commercial Agric Credit Scheme - BAFCO | 250,000,000 | 0.25 |
| Commercial Bank Loans | 4,000,000,000 | 4.00 |
| Total Domestic Loans | 17,210,000,000.00 | 17.21 |
| | | |
| Foreign Loans | 2020 Budget Target | |
| Project/Insitution | Amount Naira | Amount Naira Billion |
| (IBSDLEIP) AfDB | 1,500,000,000 | 1.50 |
| RAAMP | 2,100,000,000 | 2.10 |
| SEPIP | 1,262,000,000 | 1.26 |
| 3rd National Urban (NUWSRP3) | 10,581,567,747 | 10.58 |
| YESSO | 2,000,000,000 | 2.00 |
| Accelerating Nutrition Result in Nigeria (ANRiN) | 200,000,000 | 0.20 |
| Nigeria State Health Investment Project (NSHIP) | 2,000,000,000 | 2.00 |
| Community and Social Development Project | 300,000,000 | 0.30 |
| Integrated Project (IBSIP) | 305,000,000 | 0.31 |
| Total Foreign Loans | 20,248,567,747 | 20,248.57 |

Main Capital Allocations

Bauchi State Citizen Budget 2020
Budget Title: Budget of Renewal of HopeState

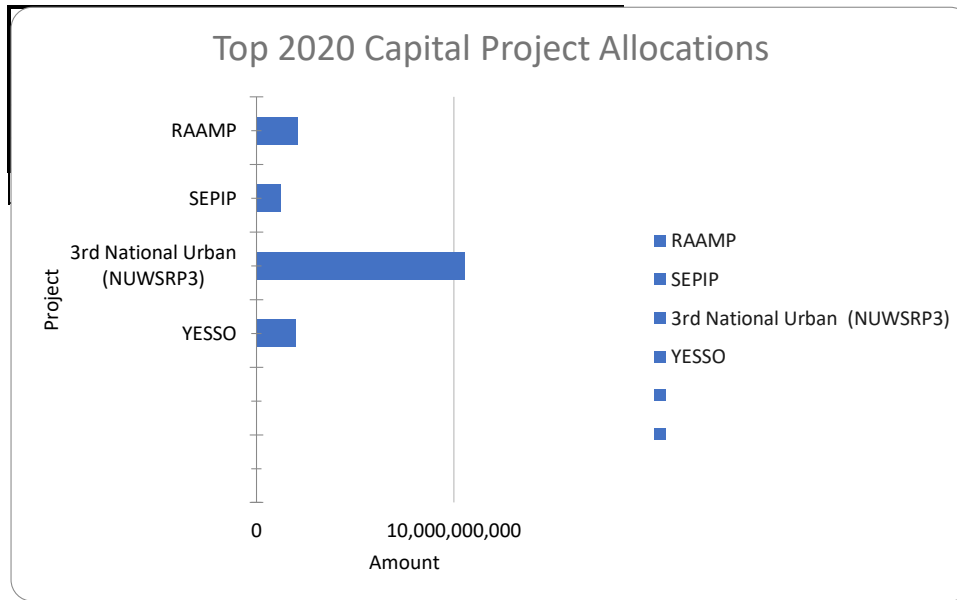
| Top Capital Projects : 2020 Proposed Budget | | | | |
|--|---|--------------------|------------------|------------------------|
| Project | Line Ministry/Agency | Location(s) | LGA(s) | Amount |
| (IBSDLEIP) AfDB | RUWASSA | Across the State | | 1,500,000,000 |
| RAAMP | Min of Agriculture and Rural Development | Across the State | | 2,100,000,000 |
| SEPIP | Miniistry of Education | Across the State | | 1,262,000,000 |
| 3rd National Urban (NUWSRP3) | Bauchi State Water Corporation and Sewarage | Bauchi Town | Bauchi | 10,581,567,747 |
| YESSO | BACYWORD | Across the State | Across the State | 2,000,000,000 |
| | | | | |
| Total Top Capital Projects 2020 | | | | 17,443,567,747 |
| Total Capital Projects 2020 | | | | 94,501,710,286 |
| % share of total top capital projects vs. capital projects for 2020 | | | | 18.46% |
| Total Budget 2020 | | | | 167,215,807,500 |
| % share of total top capital projects vs. total budget for 2020 | | | | 10.43% |

| Top 5 Capital Projects : 2020 Proposed Budget | | Amount | | |
|--|---|------------------------|--|--|
| (IBSDLEIP) AfDB | | 1,500,000,000 | | |
| RAAMP | | 2,100,000,000 | | |
| SEPIP | | 1,262,000,000 | | |
| YESSO | | 2,000,000,000 | | |
| | 0 | 0 | | |
| Other Capital Projects | | 87,639,710,286 | | |
| Total of top 5 Capital Projects | | 6,862,000,000 | | |
| Total Capital | | 94,501,710,286 | | |
| Total Recurrent | | 72,714,097,214 | | |
| Total Expenditure | | 167,215,807,500 | | |

Bauchi State Citizen Budget 2020
Budget Title: Budget of Renewal of HopeState

| Budget Resource Envelope (Source of Funds) | | 2020 Budget Target | 2020 Percentage of Total Sources of | Previous Year Target | Previous Year Actual |
|---|------------------------------|------------------------|-------------------------------------|------------------------|-----------------------|
| Revenue | Internally Generated Revenue | 21,861,924,840 | 10.7% | 17,946,976,275 | 13,497,915,596 |
| | Statutory Allocation | 57,092,000,000 | 27.9% | 64,140,952,998 | 36,619,212,189 |
| | Value Added Tax | 18,722,396,338 | 9.1% | 21,869,483,877 | 9,294,364,256.39 |
| | Other Statutory Revenue | 50,365,601,424 | 24.6% | 30,974,838,698 | 2,022,336,519.04 |
| Grant | Domestic Grants | 9,904,872,051 | 4.8% | 13,533,450,000 | 1,564,259,638.02 |
| | Foreign Grants | 8,869,012,847 | 433.3% | 13,533,450,000 | 1,564,259,638.02 |
| Opening Balance | Opening Balance | 400,000,000 | 0.20% | 550,000,000 | |
| Total Revenue, Grant (including Opening Balance) | | 167,215,807,500 | 81.7% | 162,549,151,848 | 64,562,347,836 |
| Budget Financing | Domestic Loans | 17,210,000,000 | 8.4% | 13,338,171,593 | 5,281,898,576.38 |
| | Foreign Loans | 20,248,567,747 | 9.9% | 24,909,143,085 | 13,497,915,595.56 |
| | Sales of Government Assets | - | 0.0% | | |
| | Other Deficit Financing Item | - | 0.0% | | |
| Total Budget Financing | | 37,458,567,747 | 18.3% | 38,247,314,678 | 18,779,814,172 |
| Total Budget Revenue and Financing | | 204,674,375,247 | 100.0% | 200,796,466,526 | 83,342,162,008 |

| | |
|--------------------------|------------------------|
| Total Capital | 94,501,710,286 |
| Total Recurrent | 72,714,097,214 |
| Total Expenditure | 167,215,807,500 |



2020 Capital Project Allocation - Top 5 and Other Capital Projects

